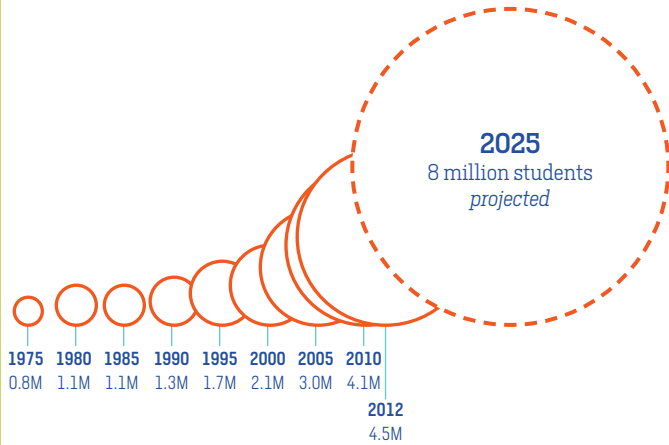


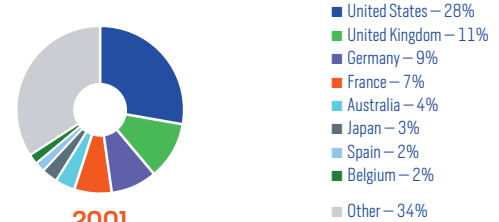
## A QUICK LOOK AT Global Mobility Trends

### GROWTH OF INTERNATIONAL STUDENTS

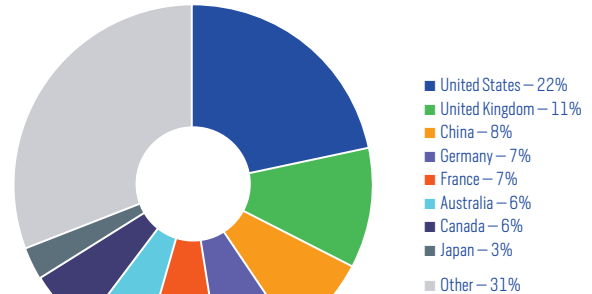


Source: OECD Education at a Glance, 2014

### HOST DESTINATIONS, 2001 & 2014



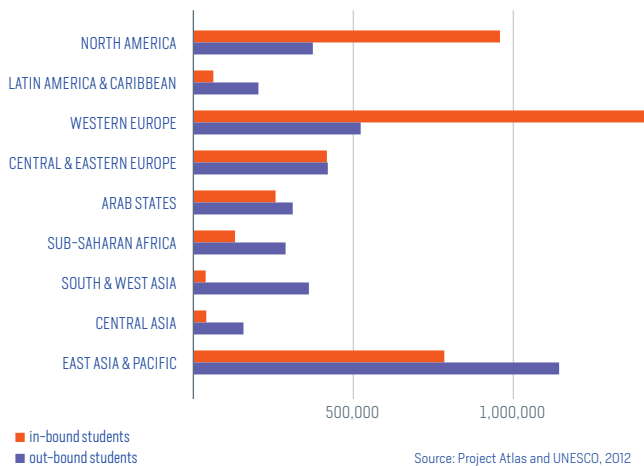
2001  
2.1 million students



2014  
4.5 million students

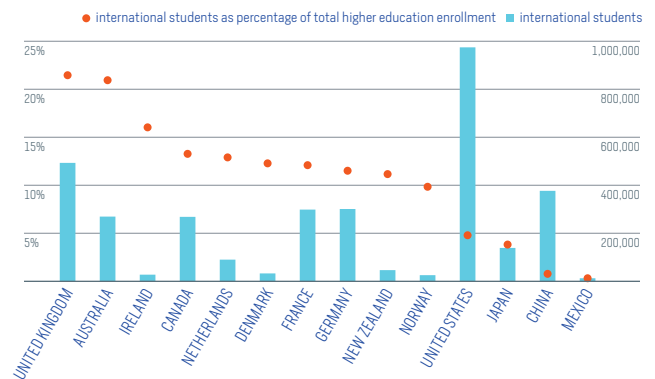
Source: Project Atlas, 2015

### GLOBAL INTERNATIONAL EDUCATION BALANCE BY REGION



Source: Project Atlas and UNESCO, 2012

### INTERNATIONAL STUDENTS AS PERCENTAGE OF TOTAL HIGHER EDUCATION



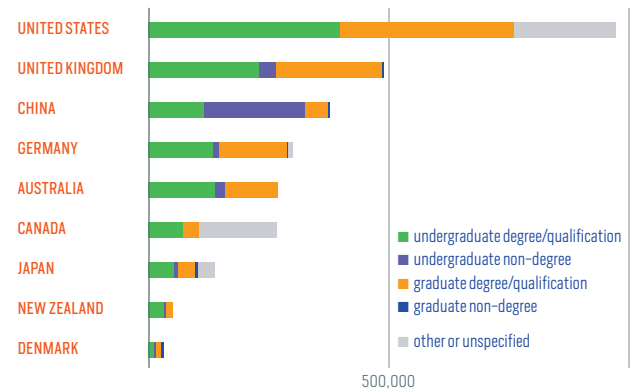
Source: Project Atlas, 2015

### IN-BOUND STUDENTS IN SELECT COUNTRIES

	2013	2014	% change
United States	886,052	974,926	+10.0%
United Kingdom	481,050	493,570	+2.6%
China	356,499	377,054	+5.8%
Germany	282,201	301,350	+6.8%
France	295,092	298,902	+1.3%
Australia	247,093	269,752	+9.2%
Canada	237,635	268,659	+13.1%
Japan	135,519	139,185	+2.7%
Netherlands	87,073	90,389	+3.8%
New Zealand	41,609	46,659	+12.1%
Denmark	32,960	32,076	-2.7%
Norway	23,732	25,660	+8.1%
Mexico	11,809	12,789	+8.3%

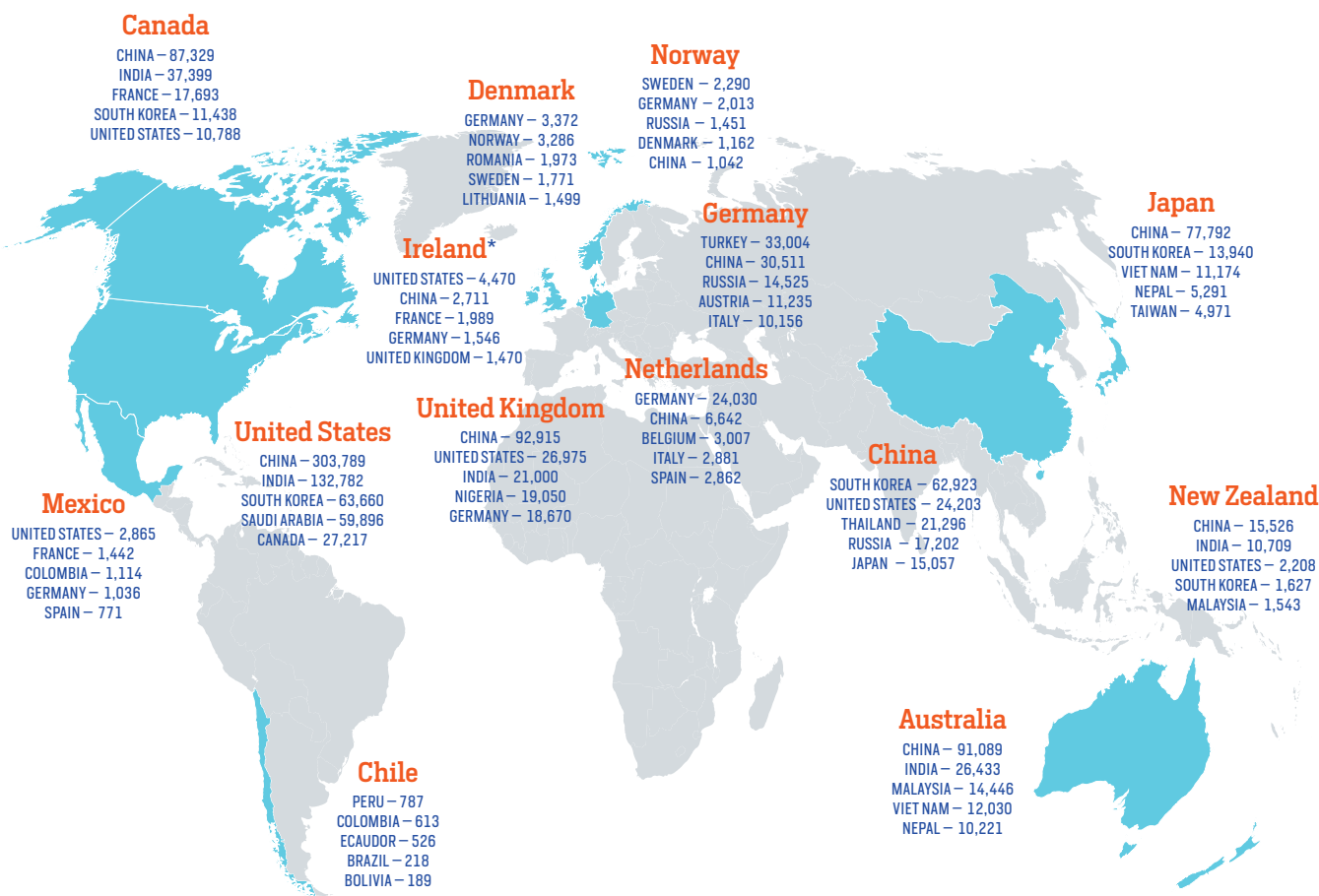
Source: Project Atlas, 2015

### ACADEMIC LEVELS & DEGREE TYPES OF IN-BOUND STUDENTS



Source: Project Atlas, 2015

LEADING PLACES OF ORIGIN OF INTERNATIONAL STUDENTS BY HOST COUNTRY, 2014



\*Ireland data represents full-time enrollments only.

Source: Project Atlas, 2015

PROJECT ATLAS DATA PARTNERS

**Australia** Australian Government Department of Education and Training

**Canada** Canadian Bureau for International Education (CBIE)

**Chile** Ministry of Education, Higher Education Division

**China** China Scholarship Council

**Denmark** Danish Agency for Universities and Internationalisation

**Finland** Centre for International Mobility (CIMO)

**France** CampusFrance

**Germany** The German Academic Exchange Service (DAAD)

**India** Association of Indian Universities (AIU)

**Ireland** Education in Ireland

**Japan** Japan Student Services Organization (JASSO)

**Malaysia** Ministry of Higher Education Malaysia

**Mexico** National Association of Universities and Higher Education Institutions (ANUIES)

**Netherlands** Netherlands Organization for International Cooperation in Higher Education (NUFFIC)

**Norway** Norwegian Centre for International Cooperation in Education (SIU)

**New Zealand** New Zealand Ministry of Education

**South Africa** International Education Association of South Africa (IEASA)

**Spain** Spanish Service for the Internationalization of Education (SEPIE)

**Sweden** Swedish Institute

**United Arab Emirates** Center for Higher Education

Data and Statistics, Ministry of Higher Education and Scientific Research (MOHESR)

**United Kingdom** British Council

**United States** Institute of International Education (IIE)

PROJECT ATLAS RESEARCH AFFILIATES

**ANIE** African Network for Internationalization of Education

**CIHE** Center for International Higher Education, Boston College

**IAU** International Association of Universities

**OECD** Organisation for Economic Co-operation and Development

**TECO-NY** Taipei Economic and Cultural Office in New York

**UIS** UNESCO Institute for Statistics

PROJECT ATLAS® was launched in 2001 by the INSTITUTE OF INTERNATIONAL EDUCATION with support from the Ford Foundation and is now supported by the Bureau of Educational and Cultural Affairs (ECA) of the U.S. Department of State and the participating organizations in each country. The goal of this collaborative global project is to share accurate and timely data on student mobility at the higher education level, addressing the need for improved research on academic migration and comparability of mobility data among leading host and sending countries. For more on global student mobility data and associated research, please visit the Project Atlas website at [www.iie.org/atlas](http://www.iie.org/atlas).